


AR-FL Series LED Area / Flood Lighting

SPECIFICATION FEATURES & BENEFITS

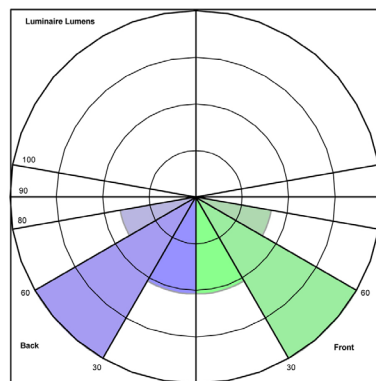
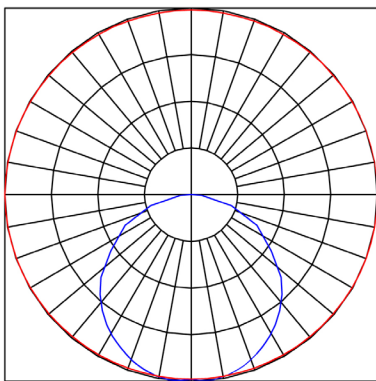
- ▶ High efficiency retrofit for 60W - 1000W HID interior or exterior area flood lighting fixtures in all commercial and industrial applications.
- ▶ Rugged die cast aluminum, IP65 all weather enclosure with multiple mounting options for installation in any environment and application.
- ▶ Economical price for large scale commercial and industrial projects.
- ▶ Cree COB for efficient and reliable lifetime operation.



TECHNICAL SPECIFICATIONS

AR - FL - G1 -	80	120	150	185	240
Wattage:	80W	120W	150W	185W	240W
Lumens:	8795lms.	12,548ms.	14,850lms	17,200lms	24,030lms
CCT:	5000K				
Standard Voltage:	100-277VAC 50/60Hz				
Operation Conditions:	-40°C - +40°C				
L70 Lifespan:	>72,000hrs.				
Ingress Protection:	IP65				
Dimensions (W/L/H):	16.in / 20.7in / 5in				
Luminaire Weight:	7lbs				

Notes: Luminous flux ±5% / CCT ±283K @ Ta=25C / CRI ±5% All data are nominal values.



PART NUMBER SPECIFICATION

Series	Model - Power	Voltage	Mounting Options / Adders
AR-FL-G1	-	- 100277	-
	80 (80W) 120 (120W) 150 (150W) 185 (185W) 240 (240W)	100277 (100 - 277VAC)	Y (Yoke - Standard) T (Trunion Brackets) FPM (Fixed Pole Tenon) APM (Adjustable Pole Tenon)